

REV. Status

Common mode choke for use in ADSL application

PRELIMINARY
05/31/01 MP

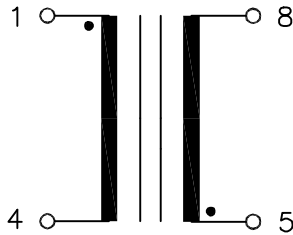
PRELIMINARY 1
CHANGED A.4
& MARKING
05/02/02 MP

A. Electrical Specifications (@ 25 °C)

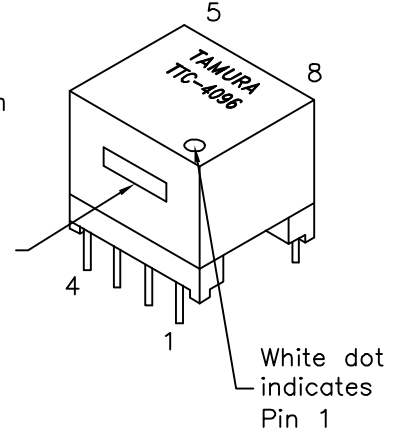
1. Primary Open Circuit Inductance; 5.0mH ±7% @ 10KHz, 0.1Vrms, 100mA DC Measured (1-4)
2. DC Resistance; (1-4)=7.5Ω MAX
(5-8)=7.5Ω MAX
3. Turns Ratio; (1-4):(5-8)=1:1.00±2%
4. Dielectric Strength; 1000Vrms 1 second @ Wdg. to Wdg.

B. Marking; TTC-4096, TAMURA, date code and country of origin

C. Schematic;

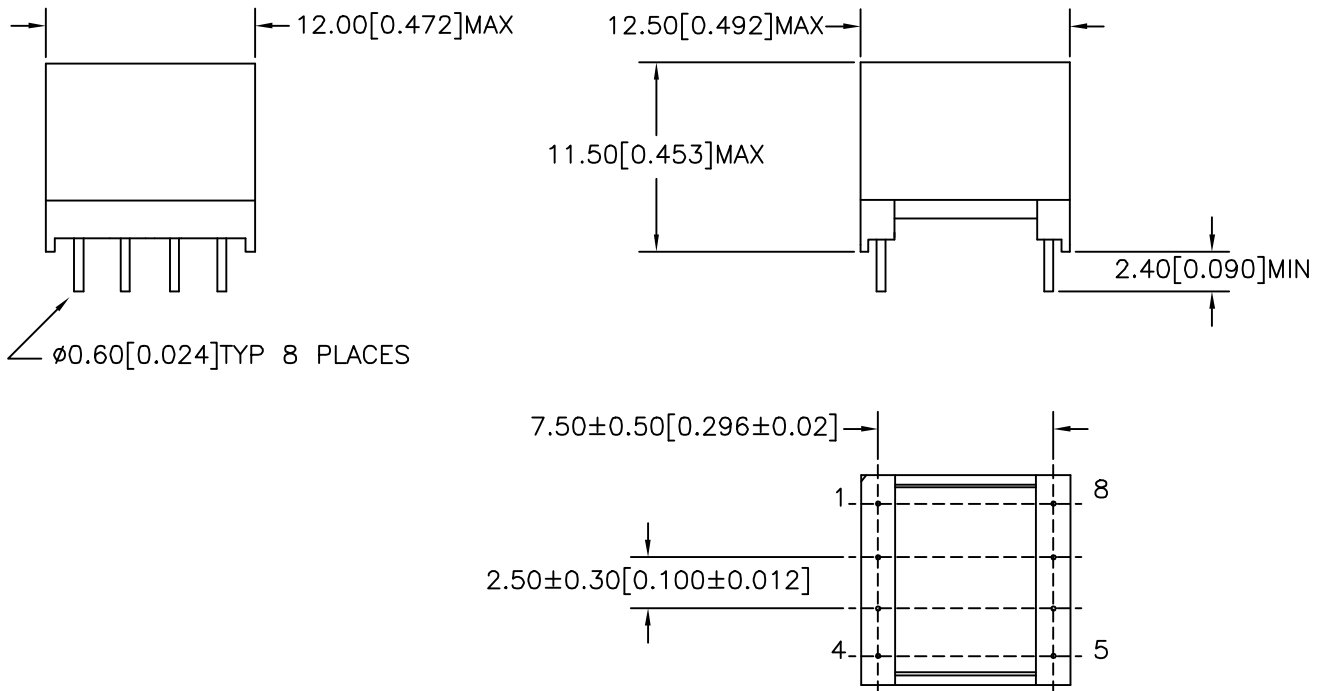


Factory &
Date code



MODEL NUMBER
TTC-4096

D. Mechanical Specifications;



PREPARED BY:

D. Rund

ENGINEER:

M. Pitchai

QUALITY CONTROL:

D. Kelley

APPROVED:

J. Coleman

DWG CONTROL NO.
P-A1-12825
ACAD\TTC\A1128251.DWG

REV
PR1

COMMON MODE
CHOKE

TAMURA CORPORATION OF AMERICA
43352 BUSINESS PARK DRIVE, TEMECULA, CA. 92590-6624
(909) 699-1270 FAX 9096769482

TTC-4096

MODEL SPECIFICATION

DIM: mm(in) SCL: 2/1 SH: 1 OF 1

PROPRIETARY NOTICE: THIS DRAWING PRINT OR DOCUMENT AND SUBJECT MATTER DISCLOSED HEREIN ARE PROPRIETARY ITEMS TO WHICH TAMURA RETAINS THE EXCLUSIVE RIGHT OF DISSEMINATION, REPRODUCTION, MANUFACTURE AND SALE. THIS DRAWING, PRINT OR DOCUMENT IS SUBMITTED IN CONFIDENCE FOR CONSIDERATION BY THE RECIPIENT ALONE UNLESS PERMISSION FOR FURTHER DISCLOSURE IS EXPRESSLY GRANTED IN WRITING.